





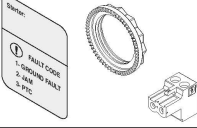







#### Accessories

Accessory	Description	For use with...	Catalog Number
	<b>Remote Indication Display "Intellibutton" ②</b> Connects, communicates, and receives power from CEP7 Side Mount Modules to remotely view status of CEP7-EE Overload Relays <div style="display: flex; justify-content: space-around; margin-top: 10px;"> <div style="text-align: center;">  Display Status         </div> <div style="text-align: center;">  Overload Condition         </div> <div style="text-align: center;">  Remote Reset         </div> </div> <div style="display: flex; justify-content: space-around; margin-top: 10px;"> <div style="text-align: center;">  Phase Loss         </div> <div style="text-align: center;">  Module Fault         </div> </div>	CEP7-EJM CEP7-EGF CEP7-EGJ CEP7-EPT CEP7-ERR	<b>CEP7-ERID</b>
	<b>Replacement Parts Kit for CEP7-ERID</b> Includes (1) each Mounting Ring (Plastic), Terminal Block Plug, and L.E.D. Fault Code Label	CEP7-ERID	<b>CEP7-NCRID</b>
	<b>DIN-rail / Panel Adaptor</b> For separate mounting of overload relay to back pan or top hat DIN-rail	CEP7-ED1...B CEP7(S)-EE...B	<b>CEP7-EPB</b>
		CEP7-ED1..D CEP7(S)-EE...D	<b>CEP7-EPD</b>
		CEP7(S)-EE...E	<b>CEP7-EPE</b>
	<b>Current Adjustment Shield</b> Prevents inadvertent adjustment of the current setting	all CEP7-ED1 CEP7-EE	<b>CEP7-BC8</b>
	<b>Solenoid Remote Reset ③ -</b> For remote resetting of the solid state overload relay. Replace * in Catalog Number with Coil Code.	CEP7 all	<b>CEP7-EMR*</b>
	<b>External Reset Button</b> Used for manually resetting overloads mounted in enclosures	all CEP7	<b>Use D7 Reset - See Section H.</b>
	<b>External Reset Button Adaptor</b> Provides a larger "target area" for resetting the overload relay when using an External Reset Button	CEP7-ED1(all), CEP7-EE_B, CEP7-EE_D, CEP7-EE_E, CEP7-EE_P ①	<b>CEP7-ERA</b>

#### Solenoid Remote Reset Coil Codes

(Replace \* with coil code below)

A.C. Coil Code	Voltage Range 50 / 60 Hz ④	D.C. Coil Code	Voltage ⑤
J	24V	Z24	24VDC
D	120V	Z48	48VDC
A	240V	Z01	115VDC

① CEP7-ERA does not fit CEP7-EE\_F/G/H/J units without removing the CEP7 cover.  
 ② Solenoid Reset Modules only mount on CEP7 Series C or later.  
 ③ See page B21 for additional details on installation and LED functions.

④ Coil consumption of AC coils is 8VA.  
 ⑤ Coil consumption of DC coils is 12 watts.