

# Contactor Relays DILR Auxiliary Contact Modules

Moeller HPL0211-2004/2005











Mini Contactor Relays and  
Contactor Relays, Electronic Relays

Contacts	AC-15	Conventional thermal current	Circuit symbol	Distinctive number/ Configuration of combinations	Type Article no.	Price See Price List	Std. pack
M = Make B = Break	220 V 380 V 230 V 400 V 240 V 415 V	$I_e$ A	$I_{th}$ A	DILR-40 (-G)(-C) DILR-31 (-G)(-C) DILR-22 (-G)(-C)			

### Auxiliary contact modules








Can be combined with auxiliary contacts for side mounting up to a maximum of 5 contacts.

#### Screw terminals

	2-pole	-	2 B	6	4	16		42E	33	24	<b>02DIL</b> 098145	5 off
		1 M	1 B					51E	42	33	<b>11DIL</b> 010345	
		2 M	-					60 E	51	42	<b>20DIL</b> 012718	
	4-pole	-	4 B					44 E	35	26	<b>04DIL</b> 015091	
		1 M	3 B					53 E	44	35	<b>13DIL</b> 017464	
		2 M	2 B					62E	53	44	<b>22DIL</b> 019837	
		3 M	1 B					71E	62	53	<b>31DIL</b> 010752	
		4 M	-					80E	71	62	<b>40DIL</b> 022210	

#### Interlocked opposing contacts

##### Spring-loaded terminals

	2-pole	1 M	1 B	-	4	16		51E	42	33	<b>11DIL-C</b> 268233	
	4-pole	-	4 B	6				44 E	35	26	<b>04DIL-C</b> 230282	
		1 M	3 B					53 E	44	35	<b>13DIL-C</b> 230284	
		2 M	2 B					62E	53	44	<b>22DIL-C</b> 230286	
		3 M	1 B					71E	62	53	<b>31DIL-C</b> 230289	
		4 M	-					80E	71	62	<b>40DIL-C</b> 230290	

**Notes** Version E combinations correspond to EN 50011 and are to be preferred; other combinations correspond to EN 50005  
Auxiliary contact modules with interlocked opposing contacts