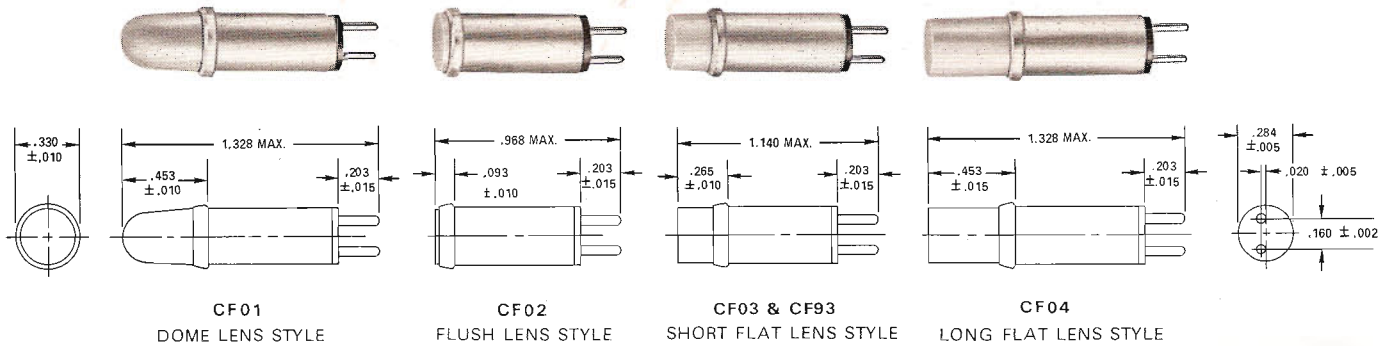


ELDEMA CF SERIES INCANDESCENT C-LITES

Eldema CF Series incandescent C-Lites have an unbased lamp packaged inside the cartridge, with connections made to the two pins. The lamps used are the standard T-1-3/4 bulb size or smaller with ratings from 1.35 to 28 volts available. Lens colors in both clear and translucent shades are all standard. The short flat lens style cartridge—CF03—conforms to MS18235.

MATE WITH DH SERIES LAMPHOLDERS



ORDERING INFORMATION

To order Eldema incandescent C-lites refer to the table at right and specify Style—Lens Color—Cartridge Finish—and Lamp Number.

EXAMPLE PART NUMBER
CF03-RTS-2187


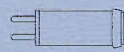

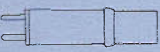
CHOICE OF LENS SHAPE AND COLOR

The CF03, short flat lens, is the style used in most applications. The long flat lens—CF04—and the dome lens—CF01—are used where wide side visibility is important. The flush style lens—CF02—is useful with the Q-Series clip and socket mounting shown on page 18.

The lens colors for CF incandescent C-Lites are usually the translucent shades except for the lower brilliance lamps which should be used with the clear colors. The translucent lens colors give an even, diffused light over the lens surface. The transparent lens color (WC—water clear) should be used with the lampholders and screw-on D Series lens caps.

LAMP SPECIFICATIONS

The lamp specifications shown are the lamp manufacturer's ratings and are based on average performance under laboratory conditions. The milli ampere ratings are nominal values with 10% tolerances at rated voltage operation.

SERIES CF STYLE	LENS COLORS	FINISH	LAMP			
			NUMBER	VOLTS	MA	LIFE (HRS.)
 CF01 Dome	AT—Amber BT—Blue GT—Green RT—Red WT—White YT—Yellow	S Clear Anodize (Standard)	1728*	1.35	60	5,000
			1738*	2.7	60	6,000
			2158*	3.0	15	10,000
			680	5.0	60	60,000
			1730	6.0	40	1,000
			2114	6.0	60	3,000
 CF02 Flush	CLEAR	B Black Anodize (Special)	1784	6.0	200	1,000
			2180	6.3	40	20,000
			2112	6.3	200	5,000
			2181	6.3	200	20,000
			1869*	10.0	14	100,000
			2107*	10.0	40	10,000
 CF03 & CF93 Short Flat	AC—Amber BC—Blue CC—Cloudy GC—Green RC—Red WC—Water Clear YC—Yellow		2174	12.0	40	10,000
			1705	14.0	80	1,500
			2182	14.0	80	15,000
			4814*	14.0	17	50,000
			4818*	18.0	20	20,000
			2102	18.0	40	10,000
 CF04 Long Flat			1762	28.0	40	4,000
			2185	28.0	40	20,000
			2187	28.0	40	7,000

*These lamps should be used with the clear lens colors only because of their relatively lower light output.

Part marking information, materials and MS numbers for incandescent C-lites are detailed on page 17. Lens marking information is detailed on page 15.

TYPE CF93 — LENS STYLE

Now available — fluted lens cap for improved lite dispersion on low power lamps and elimination of "hot spots" on high power lamps.



Dimensionally same as CF03 above.

HOW TO SPECIFY

STANDARD		FLUTED
CF03	becomes	CF93
CG03	becomes	CG93
CR03	becomes	CR93